

PLEASE KEEP ME WITH YOUR PROOF OF PURCHASE FOR FUTURE REFERENCE.










ATTENTION:

1. Please read these instructions carefully before assembly
2. Aluminium is soft metal and over tightening may strip thread or break the part
3. **DO NOT** use power tools however you will require an allen key to assemble product.
4. Please allow 30 minutes for assembly.
5. Although assembly only requires 1 person it is advised that a second person be present to help turn the chair over and into position when fully assembled.

ASSEMBLY STEPS:

1. Remove glass and safely put aside
2. On a soft clean surface, lay the table top(A) upside down and attach each leg (C) using bolt (E), Flat Washer (F), lock washer (G).
3. Gently tighten all bolts in turn, do not over tighten.
4. Turn table over, screw in adjustable feet (H) and position where required, adjust feet to balance table.
5. Carefully place glass (B) onto the top and lightly press onto suckers to secure.

For more information regarding maintenance of your furniture and to register your warranty, please visit www.hartmanuk.com

Component's					Fixings				
Parts List	Parts Picture	Description	QTY	Part no	Parts list	Parts Picture	Description	QTY	Part no.
A		Table top	1	63405006A 63705007A	E	 (M8*30)	Bolt	8	1069162
B		Glass Top	1	63405006B 63705007B	F	 (M8)	Flat Washer	8	1001162
C		Leg	4	63405006C 63705007C	G	 (M8)	Lock Washer	8	1002162
					H	 (M8*20)	Adjustable feet	4	2002198

For replacement or lost spare parts please go to <http://faq.hartmanuk.co.uk/spares/>

Should you have any queries about your furniture your first point of contact should be the retailer from whom you purchased your product.

PLEASE KEEP ME WITH YOUR PROOF OF PURCHASE FOR FUTURE REFERENCE.



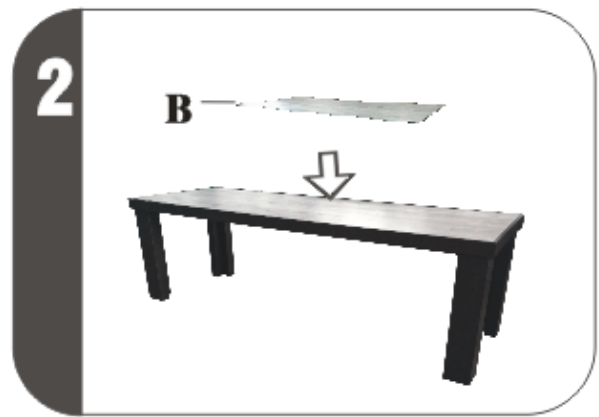
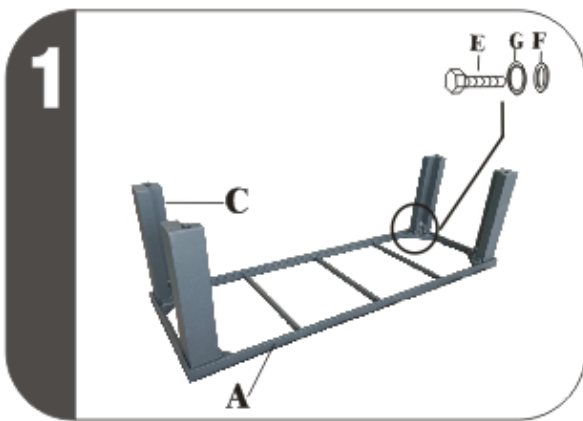
ASSEMBLY INSTRUCTIONS

Apollo Coffee Table

(63405006)

Aurora Coffee Table

(63705007)



For replacement or lost spare parts please go to <http://faq.hartmanuk.co.uk/spares/>
Should you have any queries about your furniture your first point of contact should be the retailer from whom you purchased your product.