

PLEASE KEEP ME WITH YOUR PROOF OF PURCHASE FOR FUTURE REFERENCE.


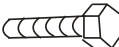







ATTENTION:

1. Please read these instructions carefully before assembly
2. Aluminium is soft metal and over tightening may strip thread or break the part
3. **DO NOT** use power tools however you will require a 14mm spanner to assemble product.
4. Please allow 30 minutes for assembly.
5. Although assembly only requires 1 person it is advised that a second person be present to help turn the table over and into position when fully assembled.

ASSEMBLY STEPS:

1. Remove glass and safely set aside
2. Turn table top upside down on a soft clean surface
3. Attach all legs, angling outwards, with bolts (D), flat washers (E), lock washers (F), nuts (G)
4. Tighten using spanner
5. Cover all bolts and nuts with Nut Caps
6. Turn table over and position where required
7. Place glass on top and gently press onto suckers

For more information regarding maintenance of your furniture and to register your warranty, please visit www.hartmanuk.com

Component's					Fixings				
Parts List	Parts Picture	Description	QTY	Part no	Parts list	Parts Picture	Description	QTY	Part no.
A		Table Top	1	62400222A	D	 (M8*55)	Bolt	8	2002208
B		Glass Top	1	62400222B	E	 (M8)	Flat Washer	8	1001162
C		Table Top	4	62400222C	F	 (M8)	Lock Washer	8	1002162
					G	 (M8)	Nut	8	1003162
					H	 (M8)	Nut Cap	8	2002167
					I	 (65*32.5)	Adjustable feet	4	2002207

For replacement or lost spare parts please go to <http://faq.hartmanuk.co.uk/spares/>

Should you have any queries about your furniture your first point of contact should be the retailer from whom you purchased your product.


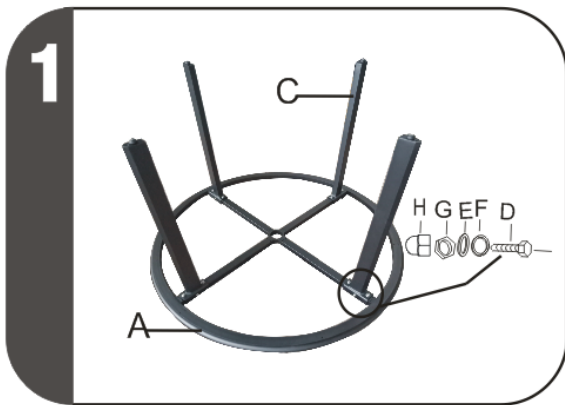
PLEASE KEEP ME WITH YOUR PROOF OF PURCHASE FOR FUTURE REFERENCE.



ASSEMBLY INSTRUCTIONS

AURORA 122CM ROUND CERAMIC GLASS TABLE

(6240022)



For replacement or lost spare parts please go to <http://faq.hartmanuk.co.uk/spares/>
Should you have any queries about your furniture your first point of contact should be the retailer from whom you purchased your product.